

INSTITUTE OF APPLIED TECHNOLOGY  
"Emiratization of Technological Careers"



معهد التكنولوجيا التطبيقية  
«التكنولوجيا بأيدٍ إماراتية»



# Abu Dhabi Polytechnic

## Institutional Fact Book

### Academic Year 2023-2024

Version 1

August 2024

The purpose of this fact book is to provide institutional research data of Abu Dhabi Polytechnic (ADPoly) to departments, authorities, and the general public. The information addresses student, graduate, faculty, and staff demographics. Every effort has been made by the Institutional Effectiveness Office to make this fact book as complete and accurate as possible. This fact book is for informational purposes only. ADPoly reserves the right to change or alter any statement herein without prior notice.

## Document Revision Form

Release #	Date	Revised by and reason for revision	Approved by	Approval Date
Rev 0	09June24	Update prior year's version with CHEDS datasets and AAC and EC review.	Anthony Hechanova, Deputy Director for Academic Affairs	
Rev 1	31August 24	Graduate data from Banner database added.	Anthony Hechanova, Deputy Director for Academic Affairs	

## Table of Contents

1.0 INTRODUCTION.....	4
2.0 INSTITUTIONAL OVERVIEW .....	5
3.0 ENROLLMENT .....	6
3.1 DEGREE LEVEL .....	8
3.2 CLASS LEVEL .....	11
3.3 PROGRAM .....	14
3.4 HOME EMIRATE .....	16
3.5 RETENTION.....	18
4.0 GRADUATES .....	21
4.1 DEGREE LEVEL .....	21
4.2 PROGRAM .....	23
5.0 FACULTY .....	27
5.1 POSITIONS.....	28
5.2 PROGRAM .....	28
5.3 NATIONALITY.....	31
5.4 DEGREE CREDENTIALS .....	32
5.5 FACULTY RETENTION .....	35
6.0 STAFF .....	36
6.1 GENDER .....	37
6.2 NATIONALITY.....	37

## 1.0 INTRODUCTION

The Institutional Fact Book is an annual publication of the Academic Affairs and Institutional Effectiveness Offices of Abu Dhabi Polytechnic. The purpose of the Fact Book is to provide an updated and ready source of information about ADPoly. The Fact Book contains information about the institution, students, graduates, faculty, and staff that has been gathered by the Institutional Research group of the office of Institutional Effectiveness. For the sake of brevity, this document does not intentionally repeat information found in the ADPoly catalog that is updated annually by the ADPoly Curriculum Committee. However, the catalog and fact book should complement and validate each other.

## 2.0 INSTITUTIONAL OVERVIEW

→ Directors:

Dr. Nedal Ababneh (acting) (AY2023 Semester 1 to present)

Dr. Ali Alnaqbi (AY2017 to AY2023 Semester 1)

Dr. Ahmad Alawar (AY2011 to AY2016)

→ Year founded: 2010 Abu Dhabi Campus (first student intake AY2011)

2012 Al Ain Campus (formerly Al Ain International Aviation Academy  
founded in 2009)

→ AY2023-2024 enrollment: 1645 students (+12% vs. 1471 students in prior AY)

Al Ain campus: 323 students (+20% vs. 270 students in prior AY)

94.4% Emirati nationals (-3.7% vs. 98.1% in prior AY)

42% female (-6% vs. 48% in prior AY)

Abu Dhabi campus: 1322 students (+10% vs. 1201 students in prior AY)

97.0% Emirati nationals (-1.7% vs. 98.7% in prior AY)

43% female (+1% vs. 42% in prior AY)

→ AY2022-2023 new student retention: 254/314, 80.9% (+5.1% vs. 75.8% in prior AY)

Al Ain campus: 27/37 (73%) retention (-17% vs. 90% in prior AY)

Abu Dhabi campus: 227/277 (82%) retention (+19% vs. 72% in prior AY)

→ Degrees awarded in AY2023-2024: 237\* (353 graduates in prior AY)

\*Only includes students who graduated through Summer Term 1AY2023-2024

→ Total degrees awarded from AY2012-2013 to AY2023-2024S3: 2746

→ Total Teaching Staff: 108 (-3% vs 111 in prior AY)

Teaching Staff with PhD: 53 (49%) PhD (+1% vs prior AY)

9 (8%) Emirati nationals (+2% vs 6% in prior AY)

21 (19%) female (-2% vs 21% in prior AY)

PhD Faculty from top 100 universities (QS 2024): 8 (15%) (same as prior AY)

PhD Faculty from top 500 universities (QS 2024): 30 (57%) (+10% vs. prior AY)

→ Academic and Administrative Support Staff: 53 (-20% vs 66 in prior AY)

25 (47%) Emirati nationals (-8% vs 55% in prior AY)

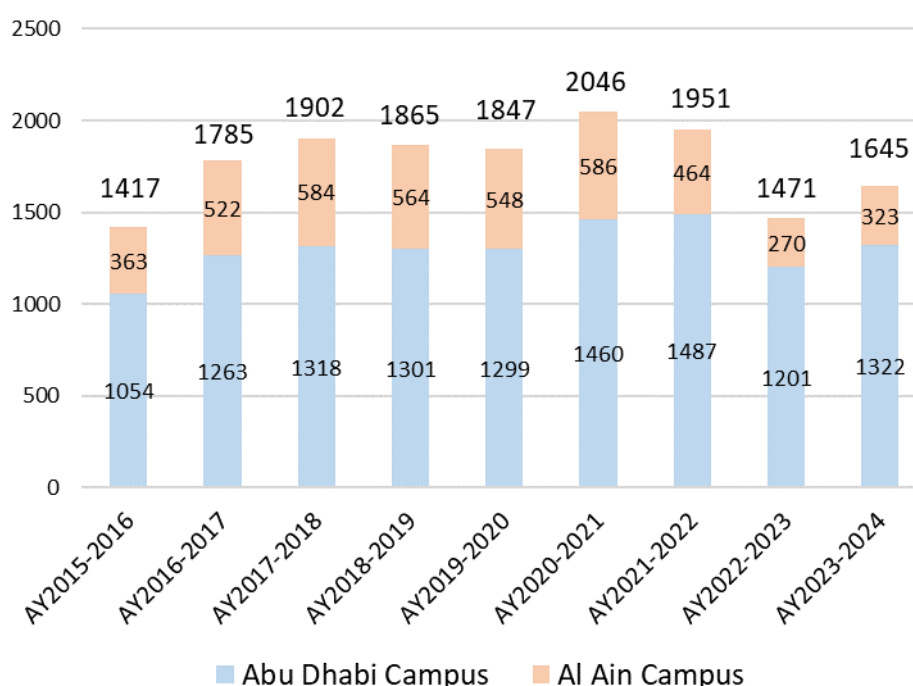
27 (51%) female (-2% vs 53% in prior AY)

→ Student-to-Faculty Ratio: 15.2 (+15% vs 13.2 in prior AY)

→ Student-to-Staff Ratio: 31.0 (+39% vs 22.3 in prior AY)

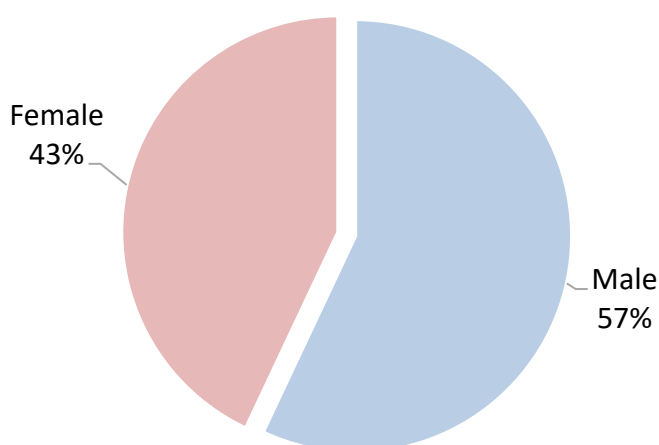
### 3.0 ENROLLMENT

Academic Year	Abu Dhabi campus			Al Ain campus			ADPoly overall		
	male	female	total	male	female	total	male	female	total
2015-2016	731	323	1054	207	156	363	938	479	1417
2016-2017	884	379	1263	322	200	522	1206	579	1785
2017-2018	892	426	1318	393	191	584	1285	617	1902
2018-2019	838	463	1301	419	145	564	1257	608	1865
2019-2020	801	498	1299	432	116	548	1233	614	1847
2020-2021	860	600	1460	421	165	586	1281	765	2046
2021-2022	913	574	1487	300	164	464	1213	738	1951
2022-2023	697	504	1201	146	124	270	843	628	1471
2023-2024	753	569	1322	187	136	323	940	705	1645

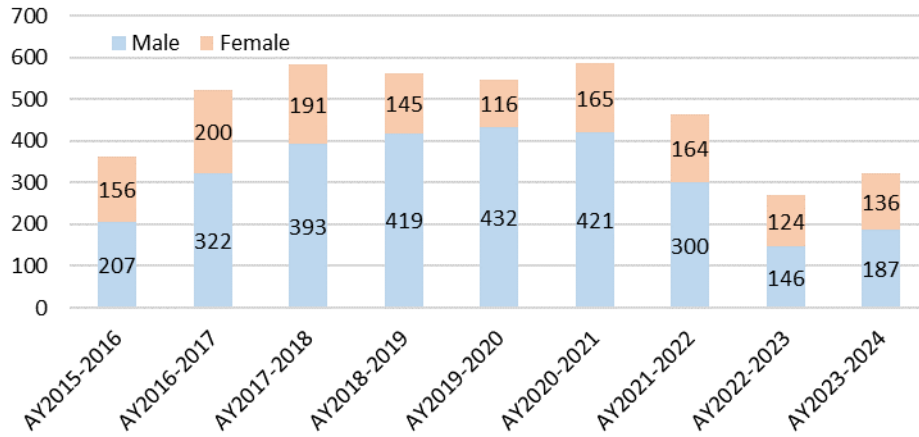


Nationality and Gender (AY2023-2024):

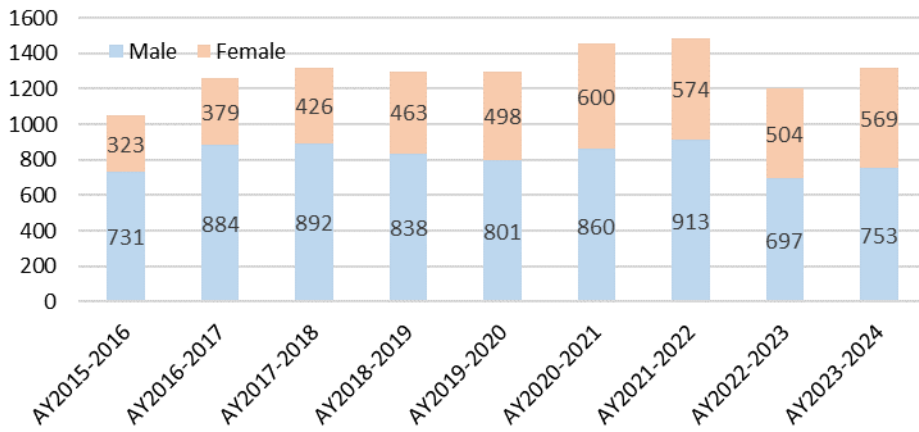
UAE:	1588 (96.5%)
Bahrain:	3 (0.2%)
Cameroon:	1 (0.06%)
Comoros Islands:	7 (0.4%)
Iran:	1 (0.06%)
Iraq:	1 (0.06%)
Mauritania:	1 (0.06%)
Oman:	13 (0.8%)
Pakistan:	3 (0.2%)
Saudi Arabia:	2 (0.1%)
Syria:	2 (0.1%)
Tanzania:	1 (0.06%)
Yemen:	22 (1.3%)



### Student Gender: Al Ain Campus

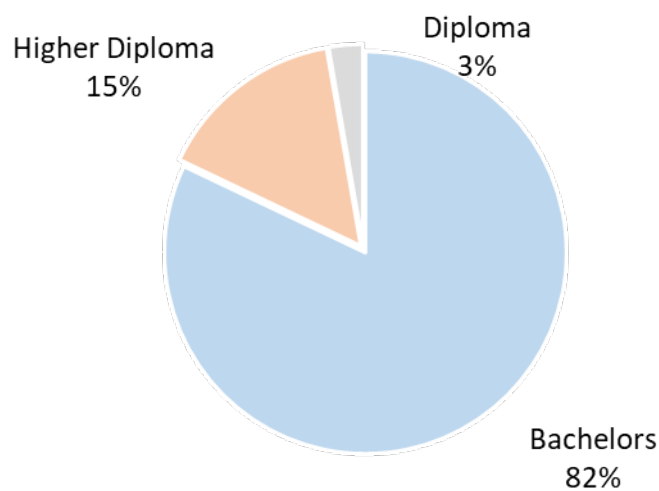
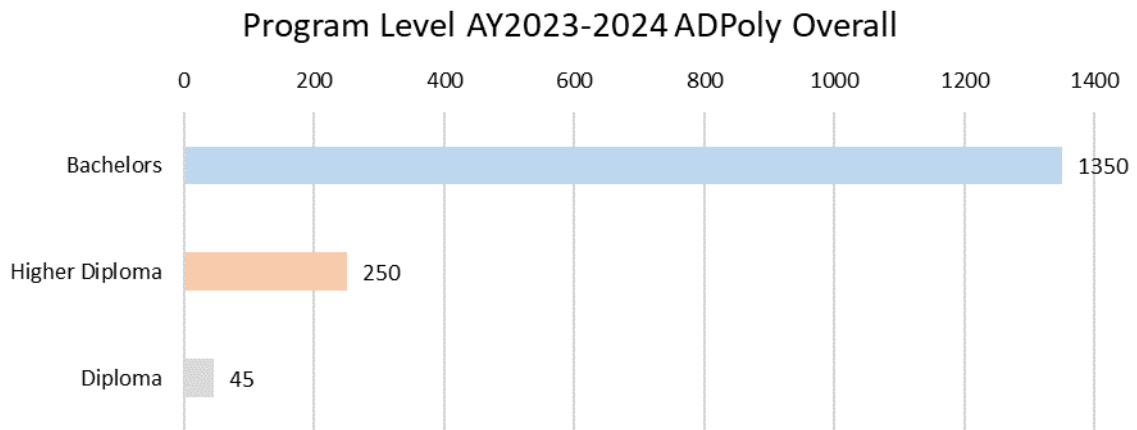


### Student Gender: Abu Dhabi Campus



### 3.1 DEGREE LEVEL

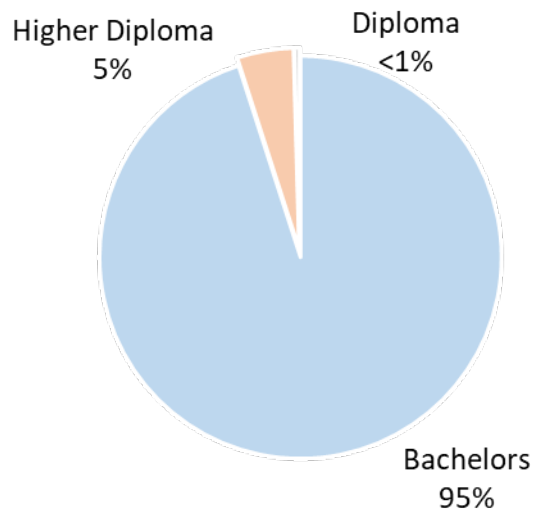
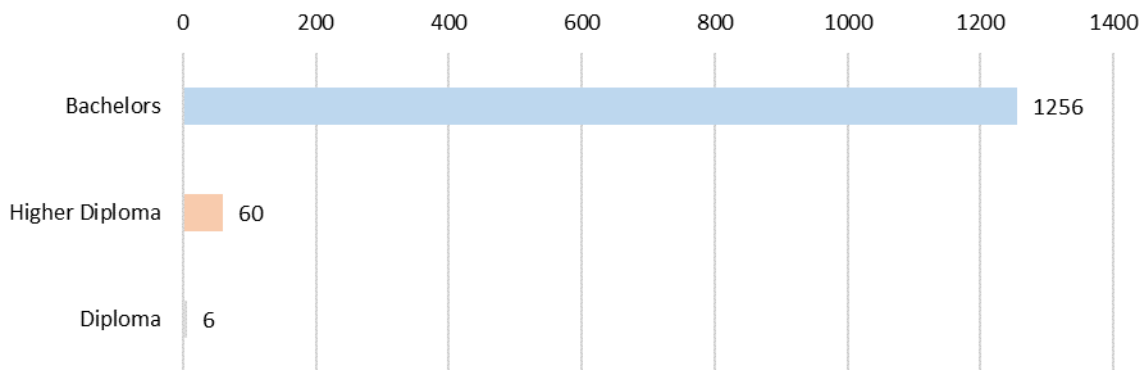
ADPoly overall					
Academic Year	Bachelor	Higher Diploma	Diploma	Certificate	Foundation
2015-2016	841	464	3	4	105
2016-2017	1133	529	35	37	51
2017-2018	1275	549	61	17	N/A
2018-2019	1220	472	61	112	N/A
2019-2020	1185	400	262	0	N/A
2020-2021	1322	455	269	0	N/A
2021-2022	1352	383	216	0	N/A
2022-2023	1130	224	116	0	N/A
2023-2024	1350	250	45	0	N/A





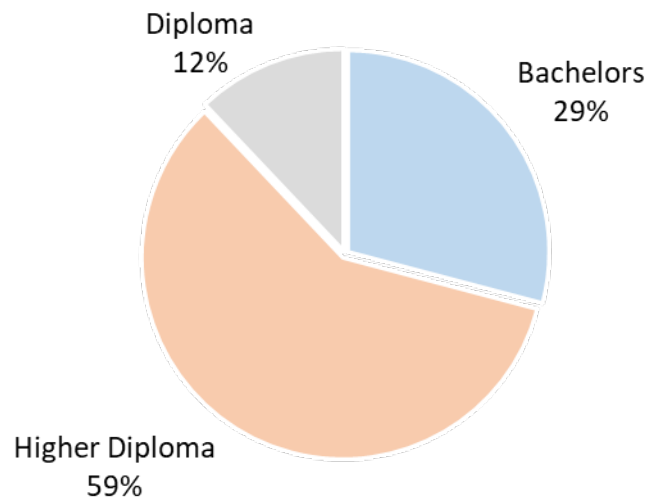
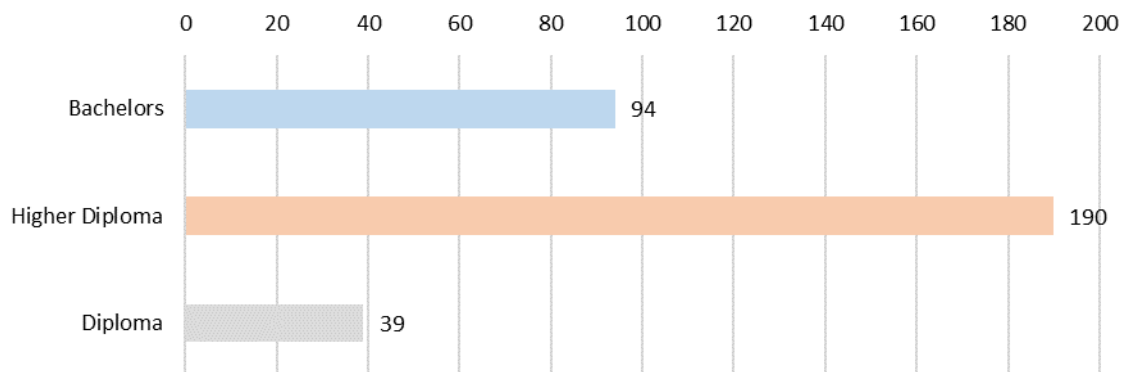
ADPoly Abu Dhabi Campus					
Academic Year	Bachelor	Higher Diploma	Diploma	Certificate	Foundation
2015-2016	775	187	0	0	92
2016-2017	1070	134	8	0	51
2017-2018	1213	100	5	0	N/A
2018-2019	1187	105	9	0	N/A
2019-2020	1168	128	3	0	N/A
2020-2021	1269	183	8	0	N/A
2021-2022	1291	187	9	0	N/A
2022-2023	1083	112	6	0	N/A
2023-2024	1256	60	6	0	N/A

Program Level AY2023-2024 Abu Dhabi Campus



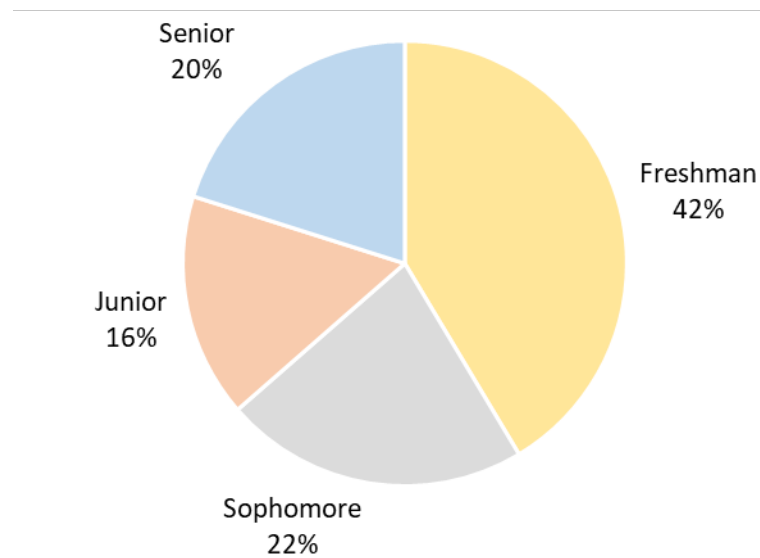
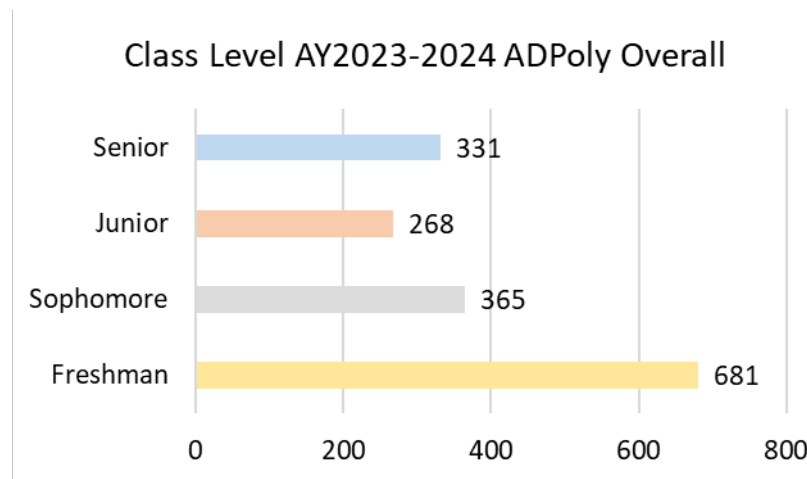
ADPoly Al Ain Campus					
Academic Year	Bachelor	Higher Diploma	Diploma	Certificate	Foundation
2015-2016	0	277	3	4	13
2016-2017	18	395	27	37	0
2017-2018	0	449	56	17	N/A
2018-2019	0	367	52	112	N/A
2019-2020	0	272	259	0	N/A
2020-2021	53	272	261	0	N/A
2021-2022	61	196	207	0	N/A
2022-2023	47	112	110	0	N/A
2023-2024	94	190	39	0	N/A

Program Level AY2023-2024 Al Ain Campus

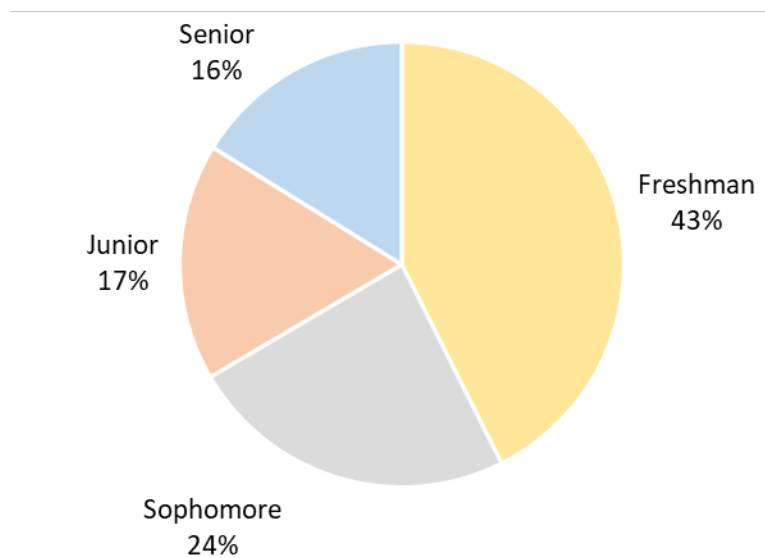
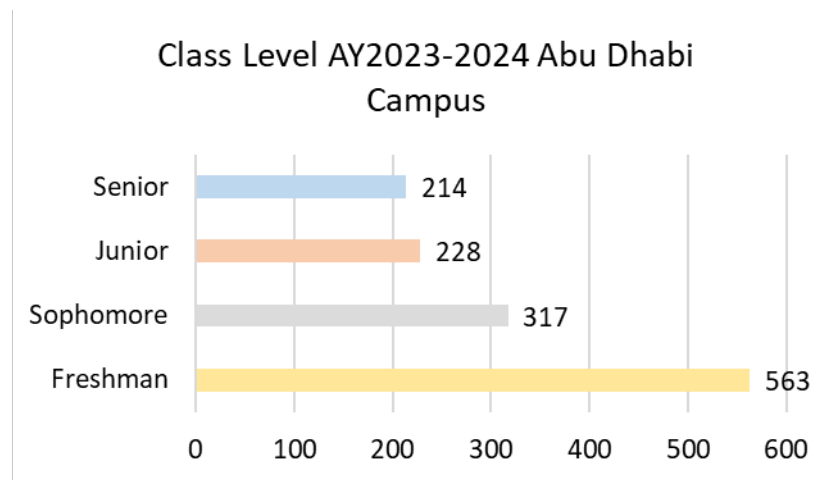


### 3.2 CLASS LEVEL

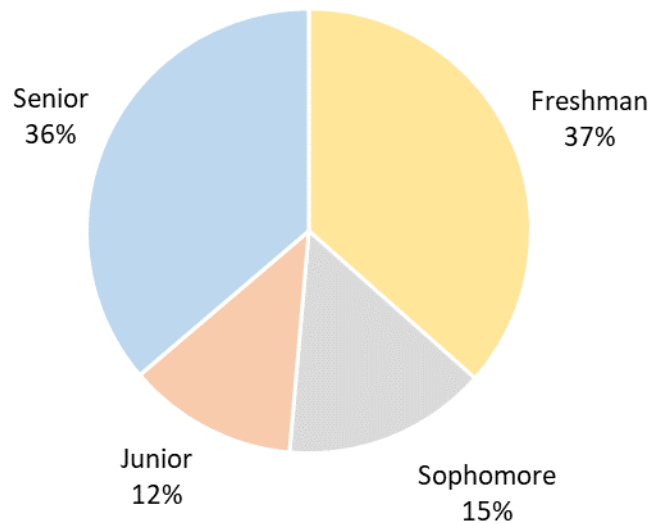
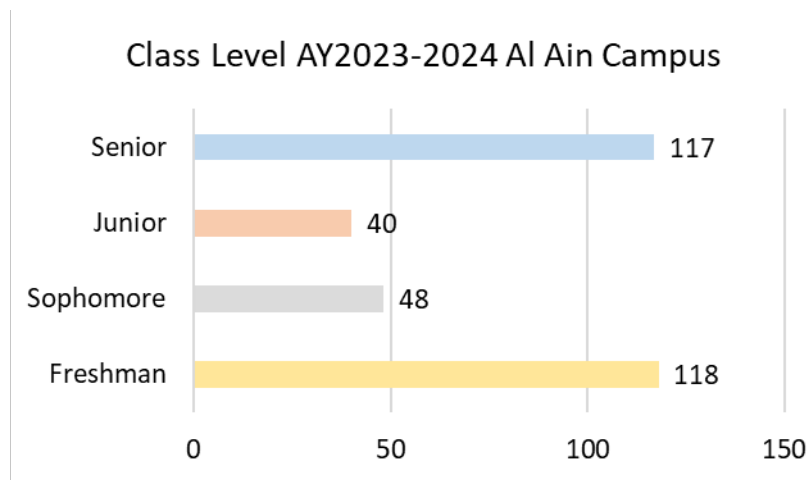
ADPoly Overall				
Academic Year	Senior	Junior	Sophomore	Freshman
2015-2016	405	206	219	482
2016-2017	543	246	281	664
2017-2018	615	191	341	755
2018-2019	510	274	429	652
2019-2020	480	362	440	566
2020-2021	464	380	349	853
2021-2022	523	345	361	722
2022-2023	251	354	388	477
2023-2024	331	268	365	681



Class Level ADPoly Abu Dhabi Campus				
Academic Year	Senior	Junior	Sophomore	Freshman
2015-2016	270	159	181	352
2016-2017	402	159	240	411
2017-2018	448	157	230	483
2018-2019	411	188	295	407
2019-2020	379	241	323	356
2020-2021	317	289	247	607
2021-2022	356	266	284	581
2022-2023	207	292	280	422
2023-2024	214	228	317	563

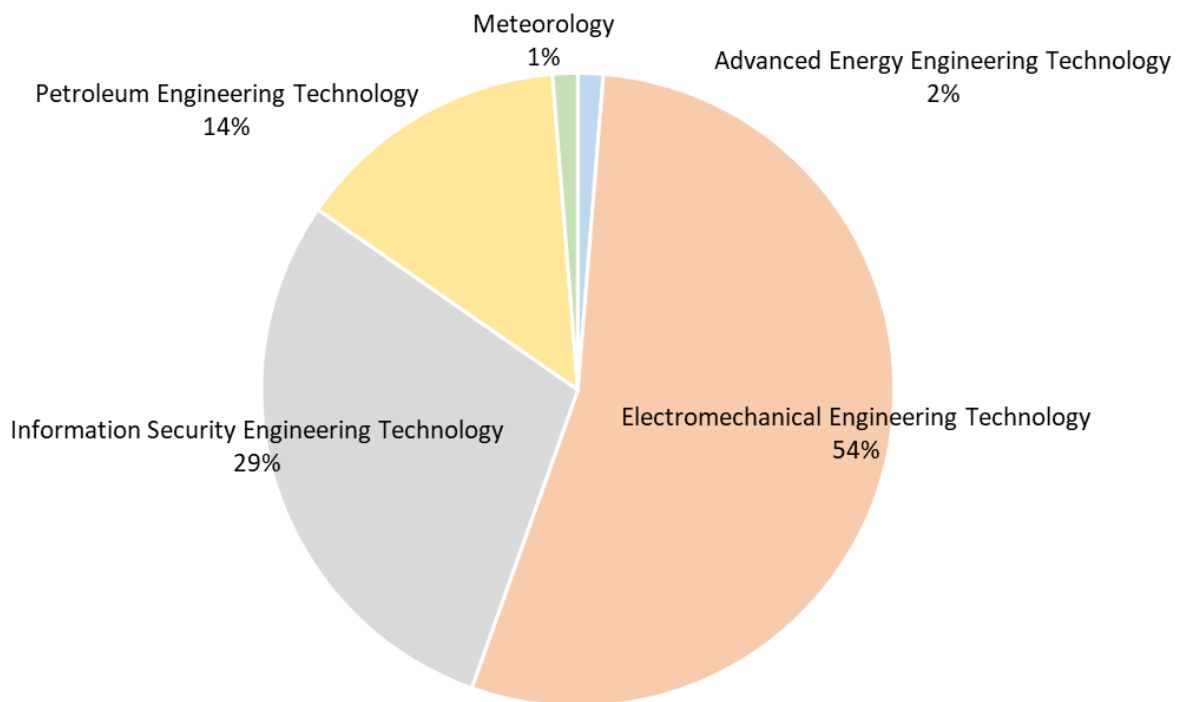


Class Level ADPoly Al Ain Campus				
Academic Year	Senior	Junior	Sophomore	Freshman
2015-2016	135	47	38	130
2016-2017	141	87	41	253
2017-2018	167	34	111	272
2018-2019	99	86	134	245
2019-2020	101	121	117	210
2020-2021	147	91	102	246
2021-2022	167	79	77	141
2022-2023	44	62	108	55
2023-2024	117	40	48	118

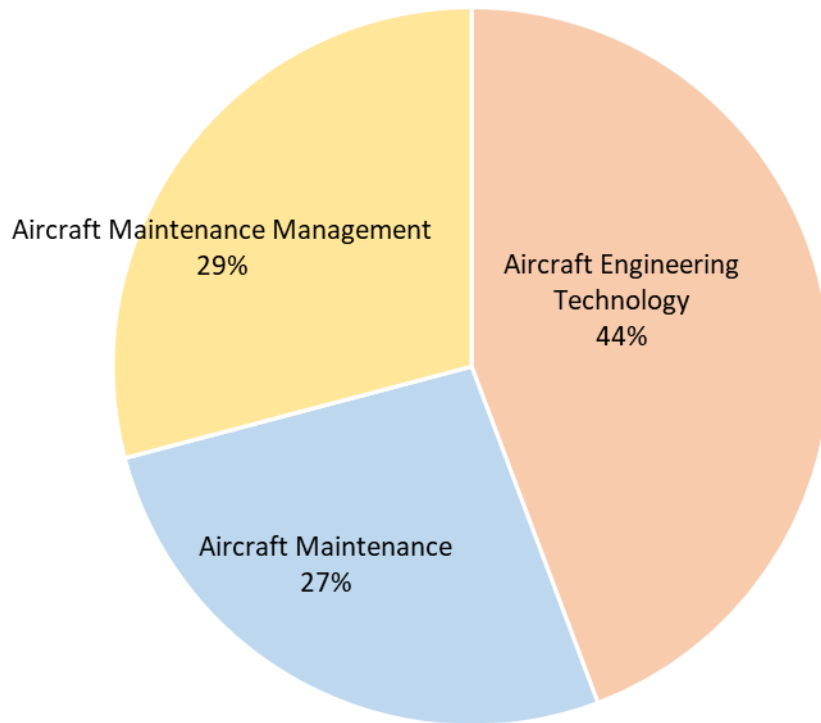


### 3.3 PROGRAM

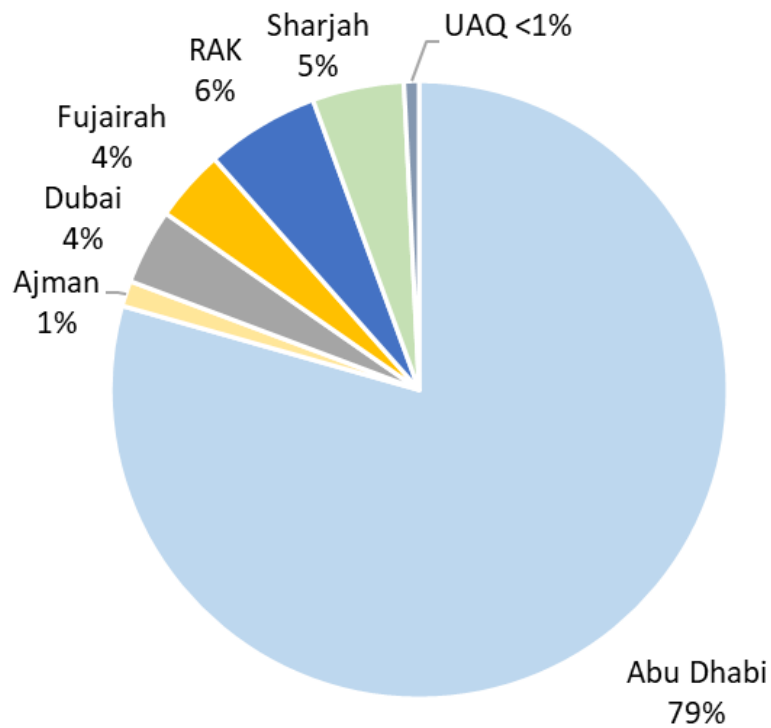
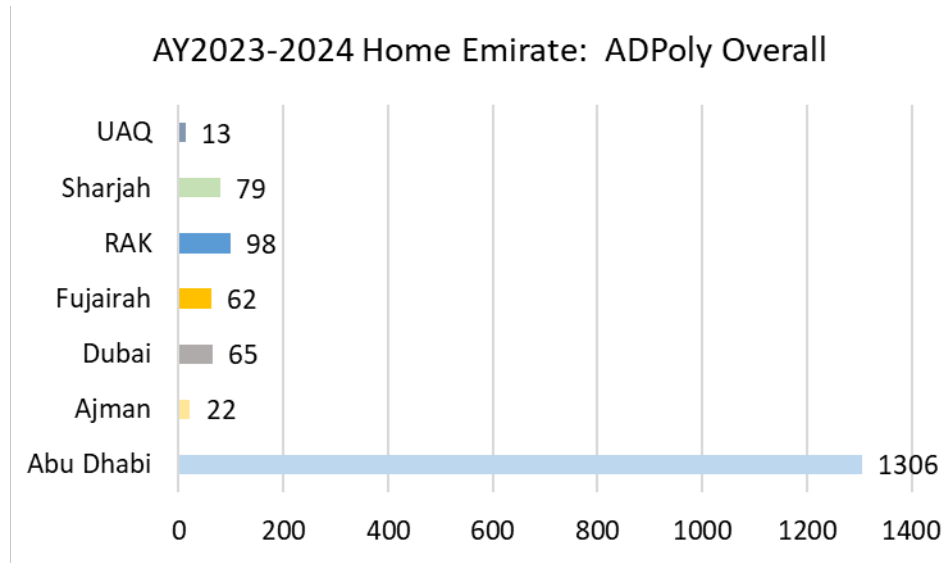
Abu Dhabi Campus								
Academic Year	Advanced Energy Engineering Technology	Electro-Mechanical Engineering Technology	Information Security Engineering Technology	Petroleum Engineering Technology	Meteorology	Autonomous Systems	Foundation	
2015-2016	187	441	102	193	18	21	92	
2016-2017	134	643	159	252	24	0	51	
2017-2018	99	716	235	236	32	N/A	N/A	
2018-2019	102	694	288	179	38	N/A	N/A	
2019-2020	118	674	321	146	40	N/A	N/A	
2020-2021	156	709	386	159	50	N/A	N/A	
2021-2022	151	718	400	177	41	N/A	N/A	
2022-2023	61	638	316	157	29	N/A	N/A	
2023-2024	17	716	386	186	17	N/A	N/A	



Al Ain Campus							
Academic Year	Aircraft Maintenance Management	Aircraft Engineering Technology	Aircraft Maintenance Technology	Air Traffic Management	Electromechanical Engineering Technology	Information Security Engineering Technology	Foundation
2015-2016		264	41	5	24	16	13
2016-2017		386	89	4	25	18	
2017-2018		448	154		16	26	
2018-2019		367	164		16	17	
2019-2020		269	262			17	
2020-2021		266	307			13	
2021-2022		187	277				
2022-2023	47	97	126				
2023-2024	94	143	86				

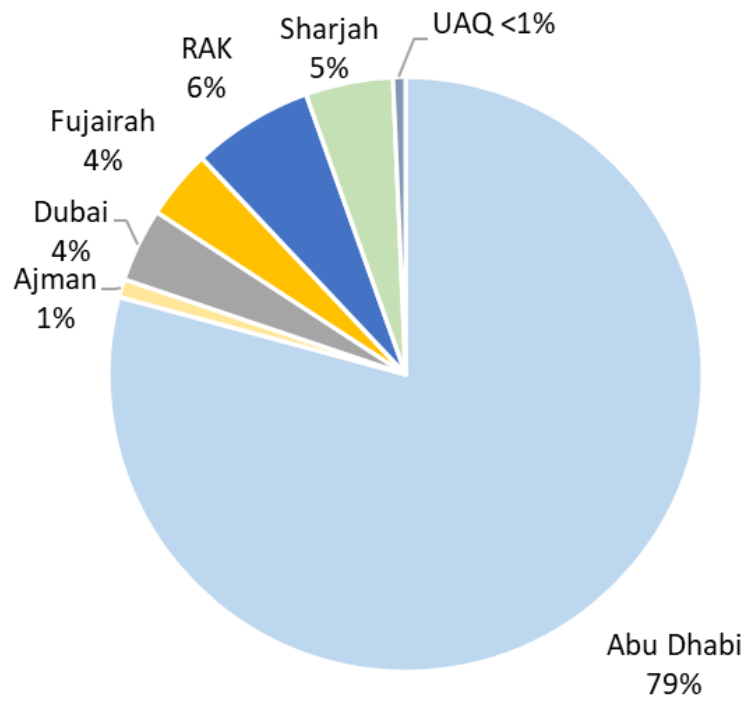
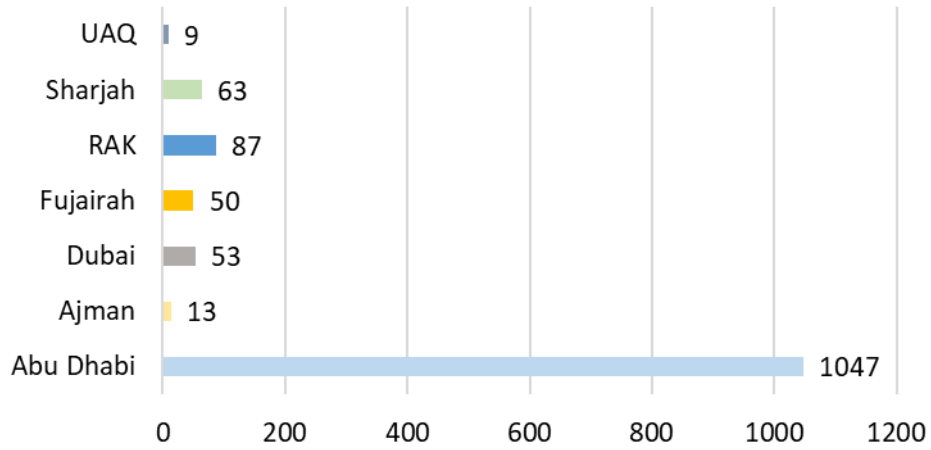


### 3.4 HOME EMIRATE

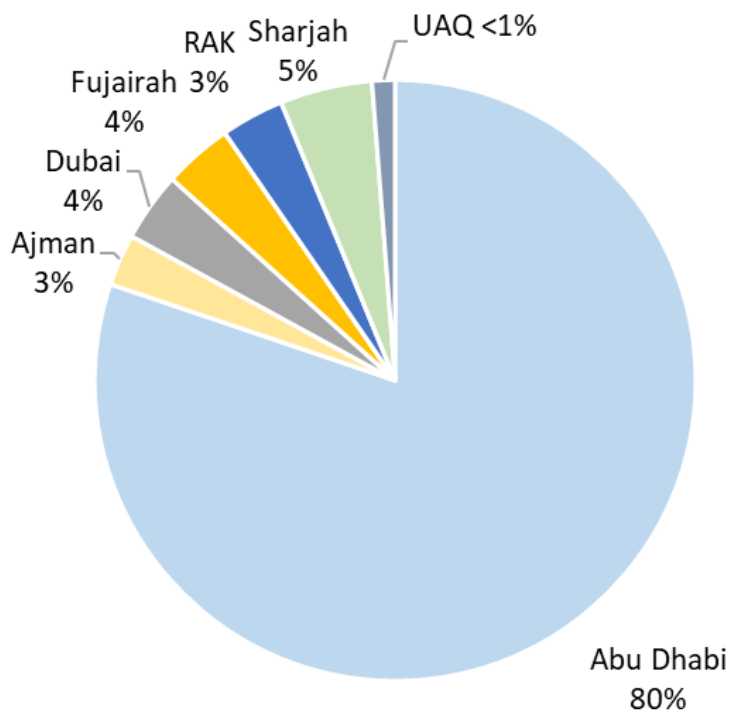
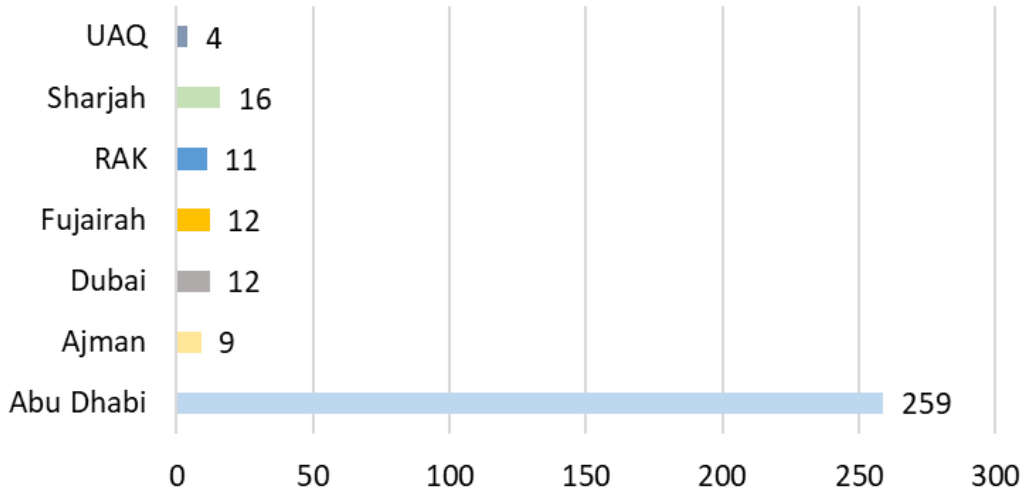




### AY2023-2024 Home Emirate: Abu Dhabi Campus



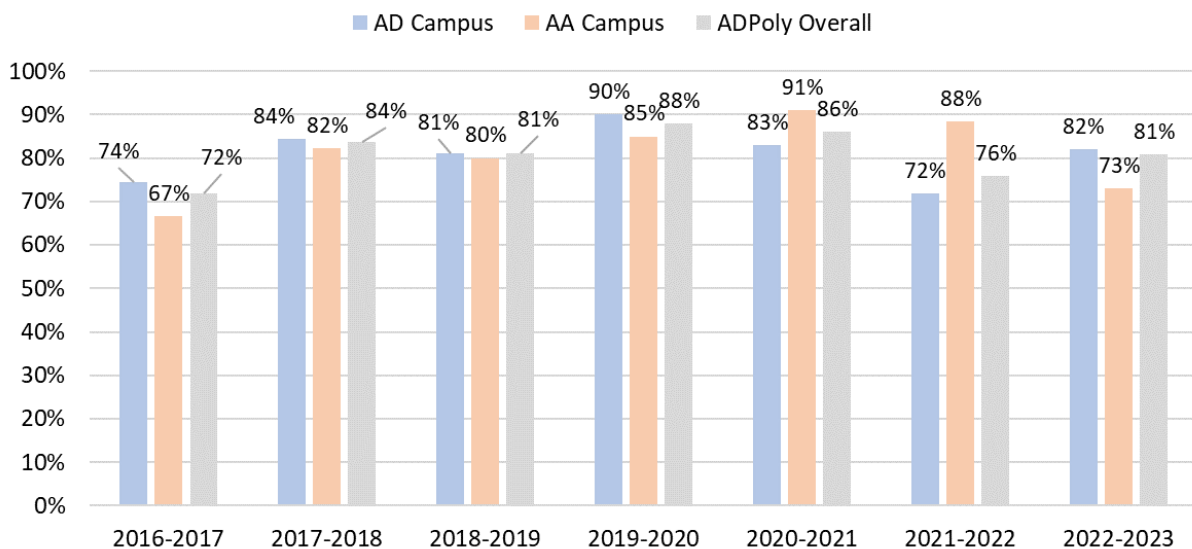
### AY2023-2024 Home Emirate: Al Ain Campus



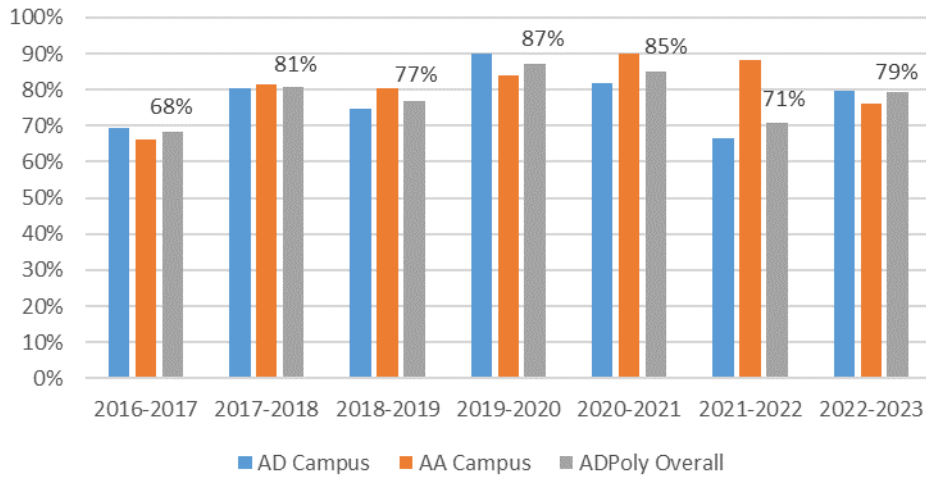
### 3.5 RETENTION

ADPoly Retention Cohorts – Incoming Year									
Academic Year	Abu Dhabi Campus			Al Ain Campus			ADPoly Overall		
	Male	Female	Total	Male	Female	Total	Male	Female	Total
2016-2017	320	118	438	171	57	228	491	175	666
Next AY	222	104	326	113	39	152	335	143	478
Retention	69%	88%	74%	66%	68%	67%	68%	82%	72%
2017-2018	251	108	359	166	25	191	417	133	550
Next AY	202	101	303	135	22	157	337	123	460
Retention	80%	94%	84%	81%	88%	82%	81%	92%	84%
2018-2019	193	124	317	133	25	158	326	149	475
Next AY	144	113	257	107	20	127	251	133	384
Retention	75%	91%	81%	80%	80%	80%	77%	89%	81%
2019-2020	206	126	332	147	31	178	353	157	510
Next AY	185	113	298	123	29	152	308	142	450
Retention	90%	90%	90%	84%	94%	85%	87%	90%	88%
2020-2021	238	186	424	136	73	209	374	259	633
Next AY	195	157	352	123	67	190	318	224	542
Retention	82%	84%	83%	90%	92%	91%	85%	86%	86%
2021-2022	167	103	270	43	43	86	210	146	356
Next AY	111	83	194	38	38	76	149	121	270
Retention	66%	81%	72%	88%	88%	88%	71%	83%	76%
2022-2023	173	104	277	25	12	37	198	116	314
Next AY	138	89	227	19	8	27	157	97	254
Retention	80%	86%	82%	76%	67%	73%	79%	84%	81%

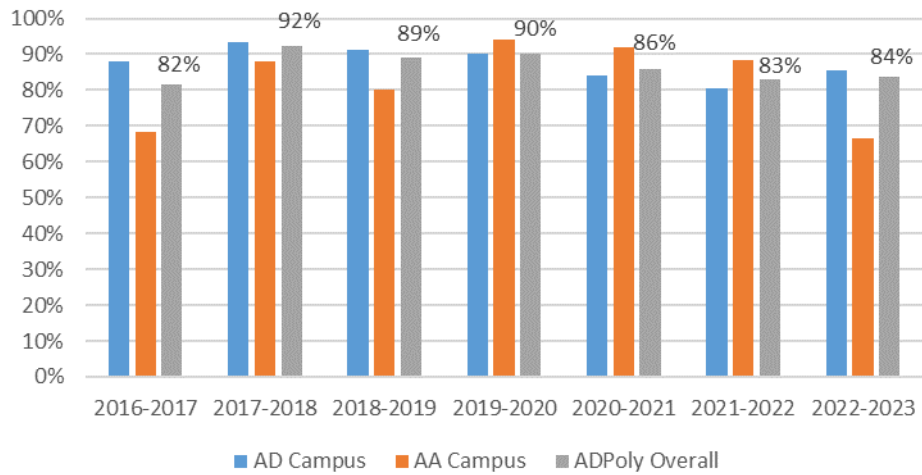
Student Retention Rate by Campus



### New Student Retention Ratio by Gender: Male



### New Student Retention Ratio by Gender: Female



### 4.0 GRADUATES

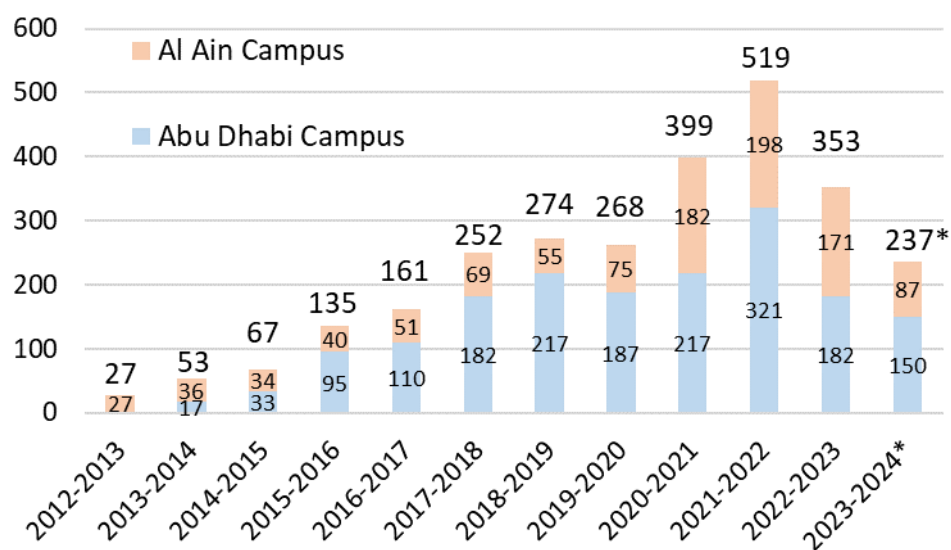
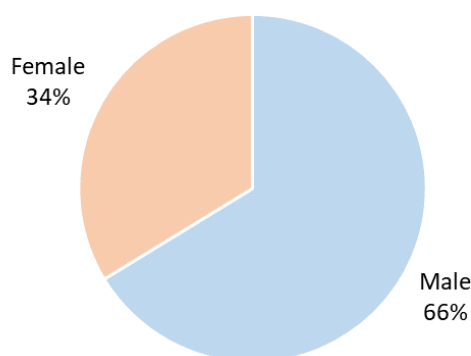
ADPoly Graduates									
Academic Year	Abu Dhabi Campus			Al Ain Campus			ADPoly Overall		
	Male	Female	Total	Male	Female	Total	Male	Female	Total
2011-2012	0	0	<b>0</b>	1	0	<b>1</b>	1	0	<b>1</b>
2012-2013	0	0	<b>0</b>	27	0	<b>27</b>	27	0	<b>27</b>
2013-2014	17	0	<b>17</b>	34	2	<b>36</b>	51	2	<b>53</b>
2014-2015	30	3	<b>33</b>	19	15	<b>34</b>	49	18	<b>67</b>
2015-2016	66	29	<b>95</b>	34	6	<b>40</b>	100	35	<b>135</b>
2016-2017	74	36	<b>110</b>	34	17	<b>51</b>	108	53	<b>161</b>
2017-2018	122	61	<b>182</b>	24	45	<b>69</b>	146	106	<b>252</b>
2018-2019	131	88	<b>217</b>	29	26	<b>55</b>	160	114	<b>274</b>
2019-2020	126	67	<b>187</b>	57	18	<b>75</b>	183	85	<b>268</b>
2020-2021	114	103	<b>217</b>	155	27	<b>182</b>	269	130	<b>399</b>
2021-2022	215	106	<b>321</b>	146	52	<b>198</b>	361	158	<b>519</b>
2022-2023	110	72	<b>182</b>	119	52	<b>171</b>	229	124	<b>353</b>
2023-2024*	84	66	<b>150</b>	52	35	<b>87</b>	136	101	<b>237</b>
<b>Total</b>	<b>1089</b>	<b>631</b>	<b>1711</b>	<b>731</b>	<b>295</b>	<b>1026</b>	<b>1820</b>	<b>926</b>	<b>2746</b>

\*This report only includes Fall and Spring Semester 2023-2024 graduates.

ADPOLY GRADUATES

Nationality and Gender:

UAE: 2736/2746 (99.6%)



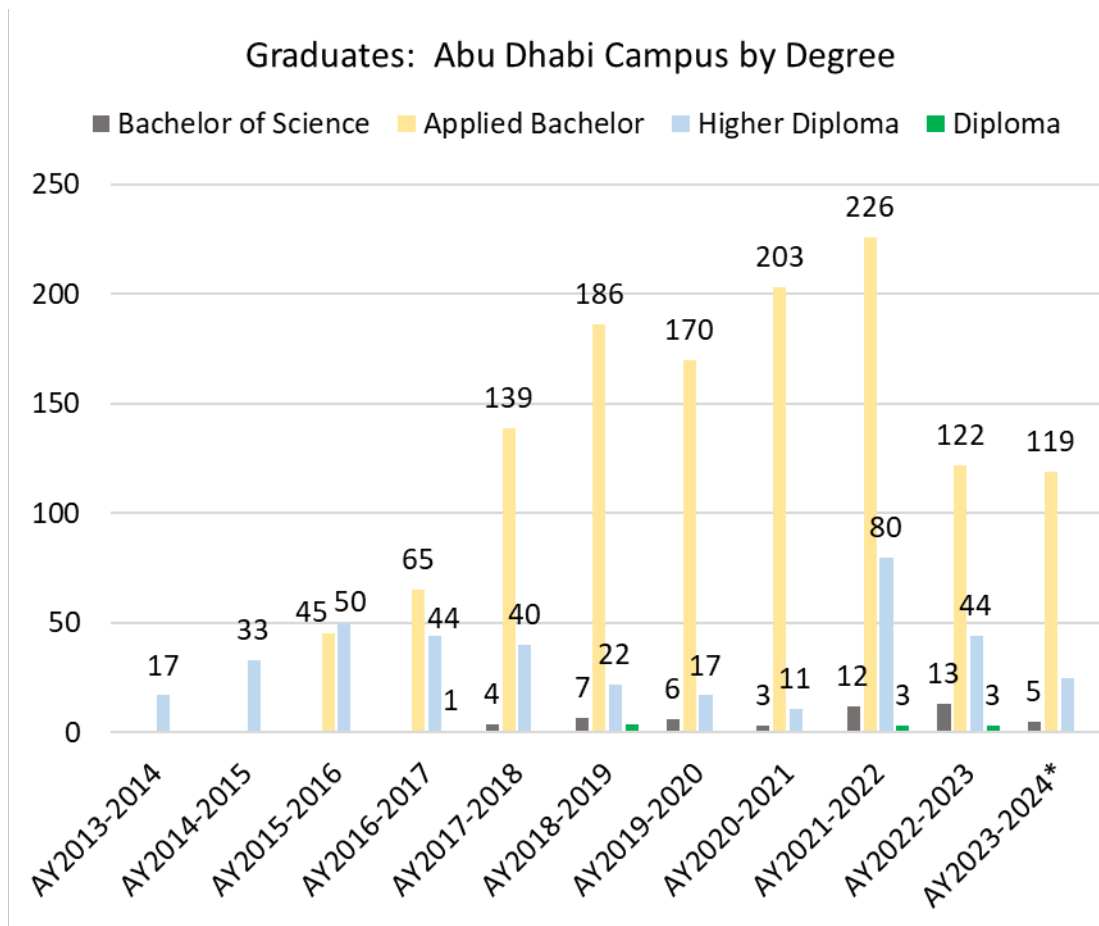
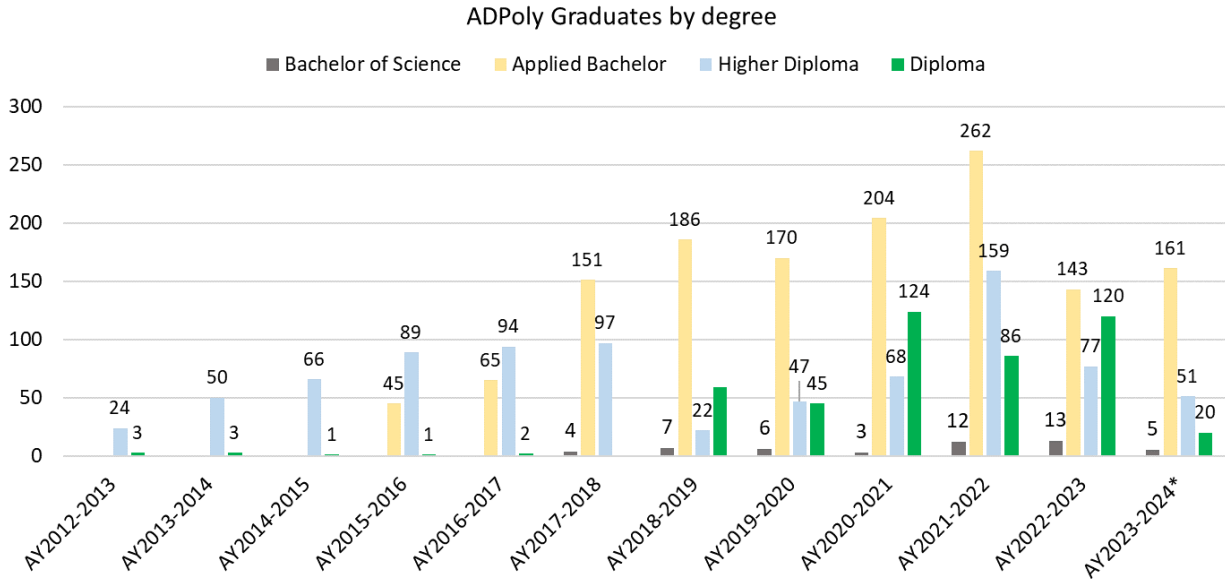
## 4.1 DEGREE LEVEL

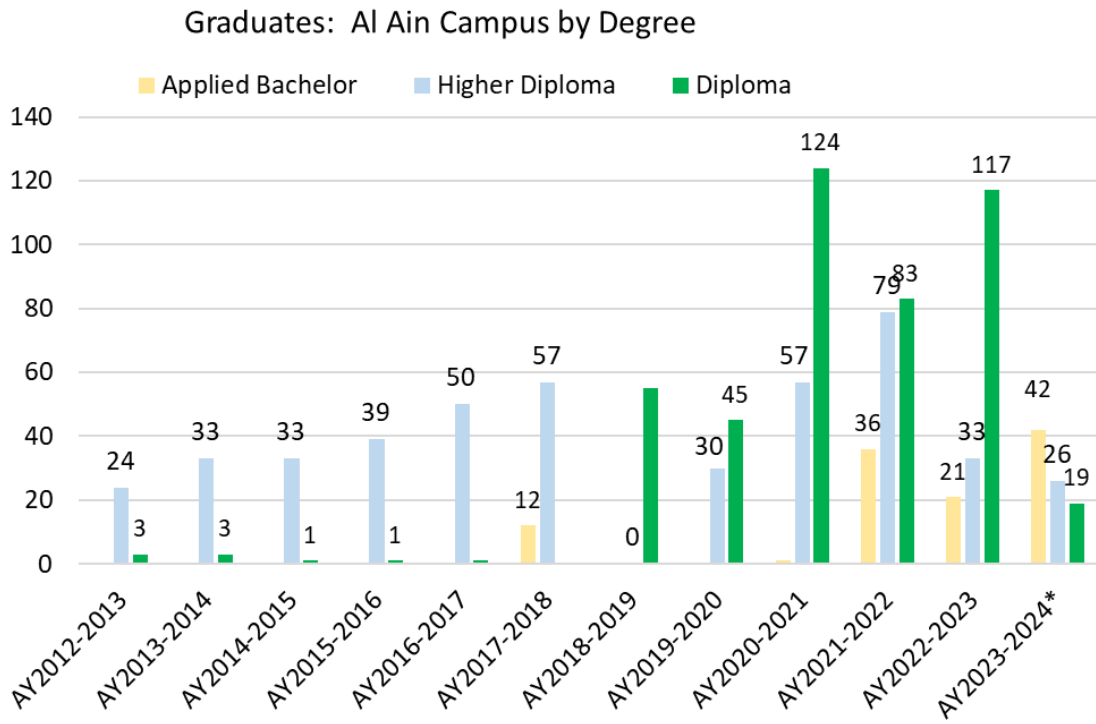
Academic Year	ADPoly Overall				
	Bachelor of Science	Applied Bachelor	Higher Diploma	Diploma	Total
2011-2012	0	0	0	1	<b>1</b>
2012-2013	0	0	24	3	<b>27</b>
2013-2014	0	0	50	3	<b>53</b>
2014-2015	0	0	66	1	<b>67</b>
2015-2016	0	45	89	1	<b>135</b>
2016-2017	0	65	94	2	<b>161</b>
2017-2018	4	151	97	0	<b>252</b>
2018-2019	7	186	22	59	<b>274</b>
2019-2020	6	170	47	45	<b>252</b>
2020-2021	3	204	68	124	<b>399</b>
2021-2022	12	262	159	86	<b>519</b>
2022-2023	13	143	77	120	<b>353</b>
2023-2024*	5	161	51	20	<b>237</b>
<b>Total</b>	<b>50</b>	<b>1387</b>	<b>844</b>	<b>464</b>	<b>2745</b>

\*This report only includes Fall and Spring Semester 2023-2024 graduates.

Academic Year	Abu Dhabi Campus				Al Ain Campus		
	Bachelor of Science	Applied Bachelor	Higher Diploma	Diploma	Applied Bachelor	Higher Diploma	Diploma
2011-2012	0	0	0	0	0	0	1
2012-2013	0	0	0	0	0	24	3
2013-2014	0	0	17	0	0	33	3
2014-2015	0	0	33	0	0	33	1
2015-2016	0	45	50	0	0	39	1
2016-2017	0	65	44	1	0	50	1
2017-2018	4	139	40	0	12	57	0
2018-2019	7	186	22	4	0	0	55
2019-2020	6	170	17	0	0	30	45
2020-2021	3	203	11	0	1	57	124
2021-2022	12	226	80	3	36	79	83
2022-2023	13	122	44	3	21	33	117
2023-2024*	5	119	25	1	42	26	19
<b>Total</b>	<b>50</b>	<b>1275</b>	<b>383</b>	<b>12</b>	<b>112</b>	<b>461</b>	<b>453</b>

\*This report only includes Fall and Spring Semester 2023-2024 graduates.





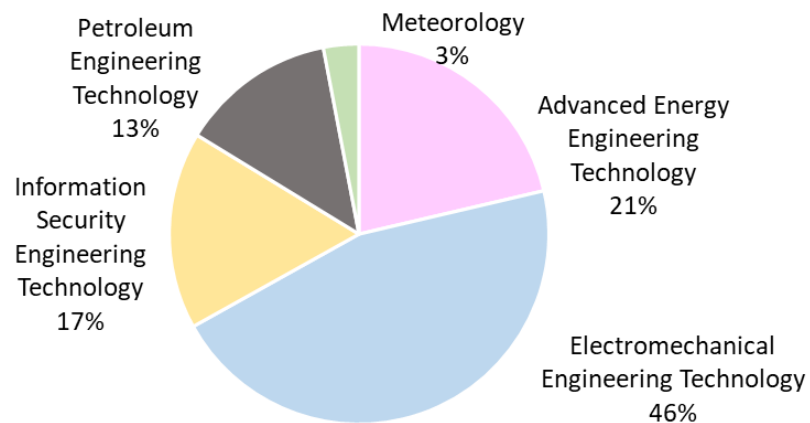
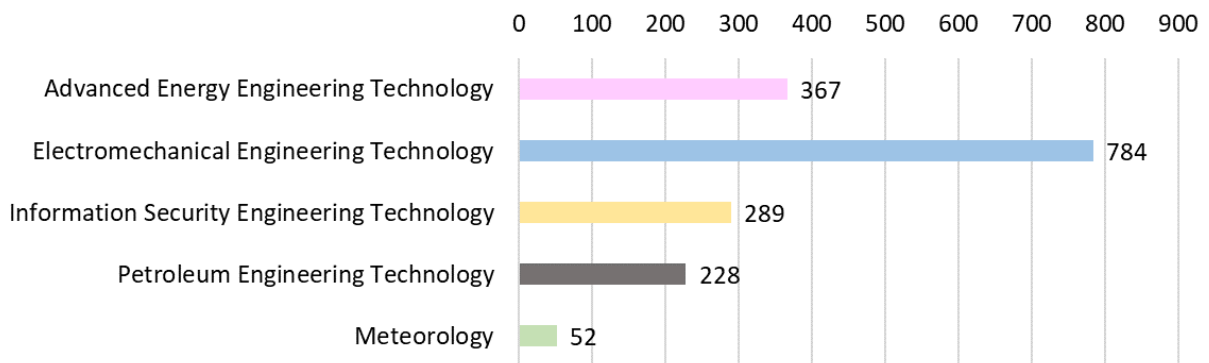


## 4.2 PROGRAM

Graduates: ADPoly Abu Dhabi Campus					
Academic Year	Advanced Energy Engineering Technology	Electro-mechanical Engineering Technology	Information Security Engineering Technology	Petroleum Engineering Technology	Meteorology
2013-2014	17				
2014-2015	33				
2015-2016	50	30	9	6	
2016-2017	44	38	15	13	
2017-2018	39	71	20	49	4
2018-2019	21	101	33	55	9
2019-2020	17	96	31	43	6
2020-2021	10	145	42	17	3
2021-2022	77	162	59	11	12
2022-2023	42	57	50	20	13
2023-2024*	17	84	30	14	5
<b>Total</b>	<b>367</b>	<b>784</b>	<b>289</b>	<b>228</b>	<b>52</b>

\* This report only includes Fall and Spring Semester 2023-2024 graduates.

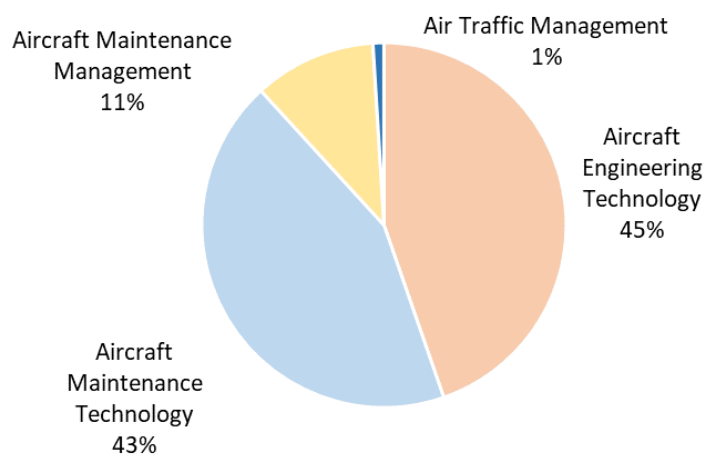
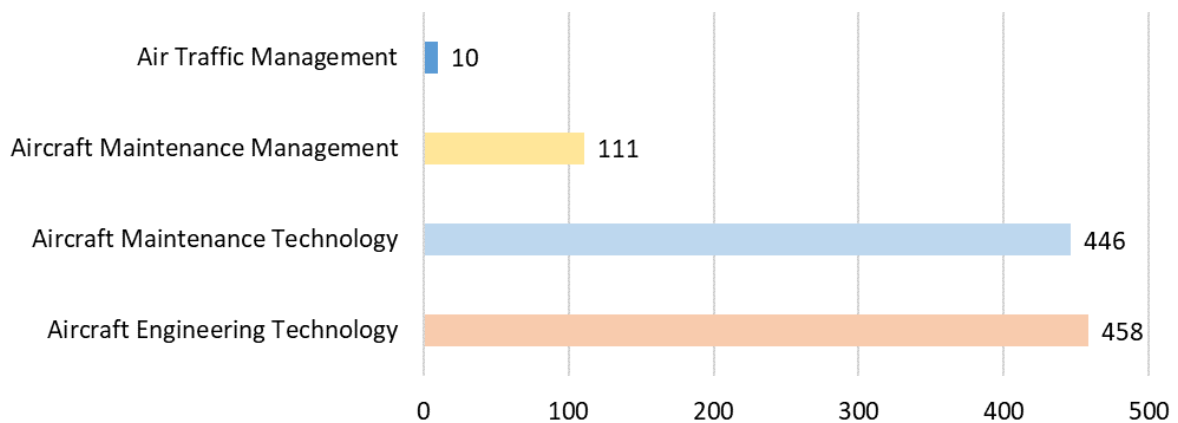
Graduates: Abu Dhabi Campus AY2013-2014 to AY2023-2024\*



Academic Year	Graduates: ADPoly Al Ain Campus			
	Aircraft Engineering Technology	Aircraft Maintenance Technology	Aircraft Maintenance Management	Air Traffic Management
2011-2012	0	1	0	0
2012-2013	0	27	0	0
2013-2014	21	13	0	2
2014-2015	29	2	0	3
2015-2016	33	6	0	1
2016-2017	43	4	0	4
2017-2018	56	1	12	0
2018-2019	55	0	0	0
2019-2020	30	45	0	0
2020-2021	57	125	0	0
2021-2022	80	82	36	0
2022-2023	33	117	21	0
2023-2024*	21	24	42	0
<b>Total</b>	458	446	111	10

\* This report only includes Fall and Spring Semester 2023-2024 graduates.

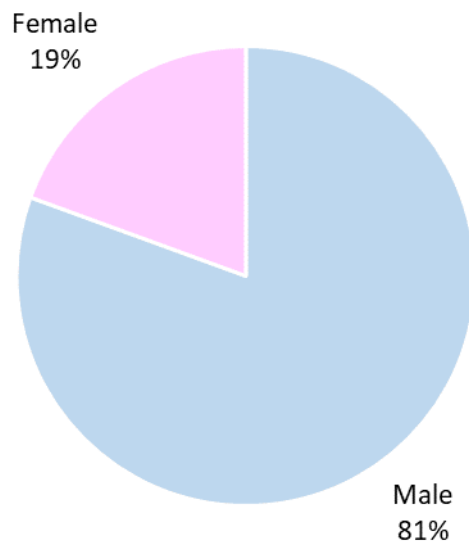
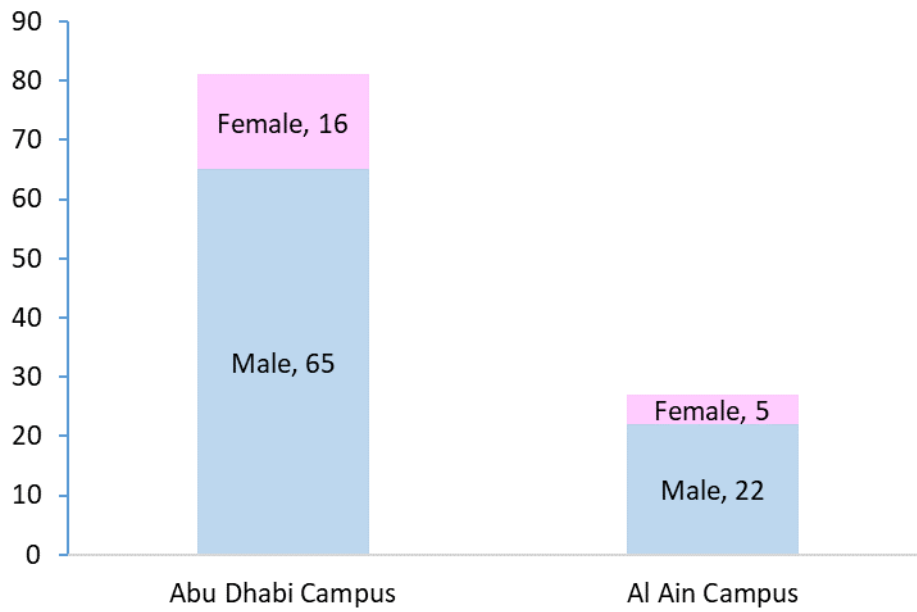
Graduates: Al Ain Campus AY2011-2012 to AY2023-2024\*



## 5.0 FACULTY

	Abu Dhabi Campus	Al Ain Campus	ADPoly Total
Male	65	22	87
Female	16	5	21
Total	81	27	108

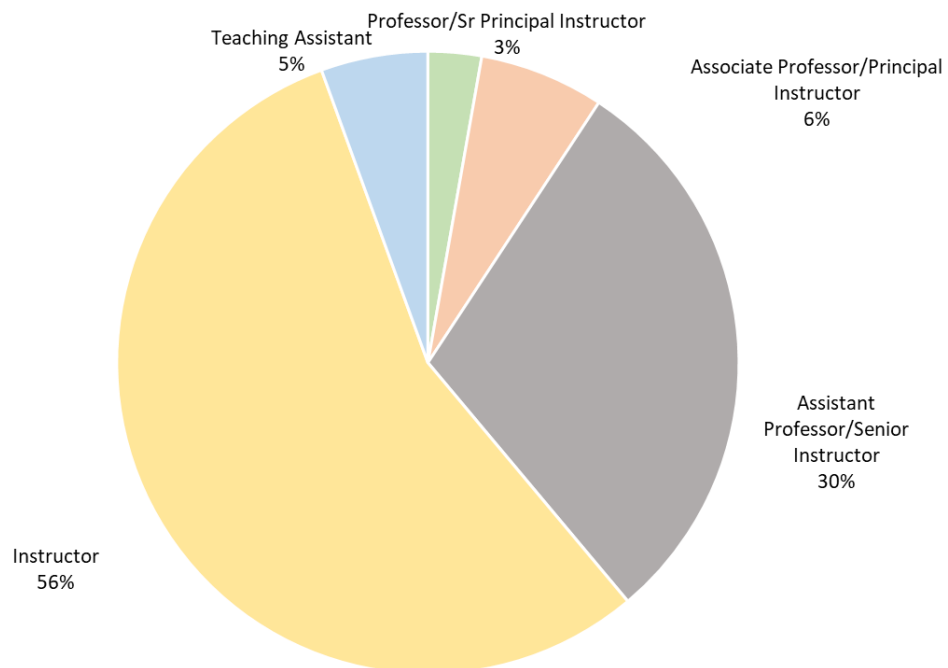
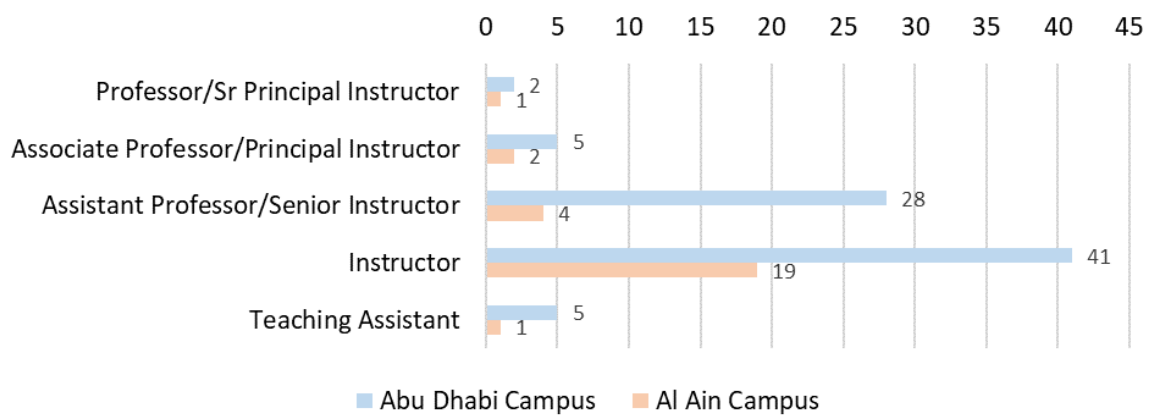
AY2023-2024 Faculty Statistics: Gender



### 5.1 POSITIONS

Rank	Abu Dhabi Campus	Al Ain Campus	ADPoly Overall
Professor/Senior Principal Instructor	2	1	3
Associate Professor/Principal Instructor	5	2	7
Assistant Professor/Senior Instructor	28	4	32
Instructor	41	19	60
Teaching Assistant	5	1	6
<b>Total</b>	<b>81</b>	<b>27</b>	<b>108</b>

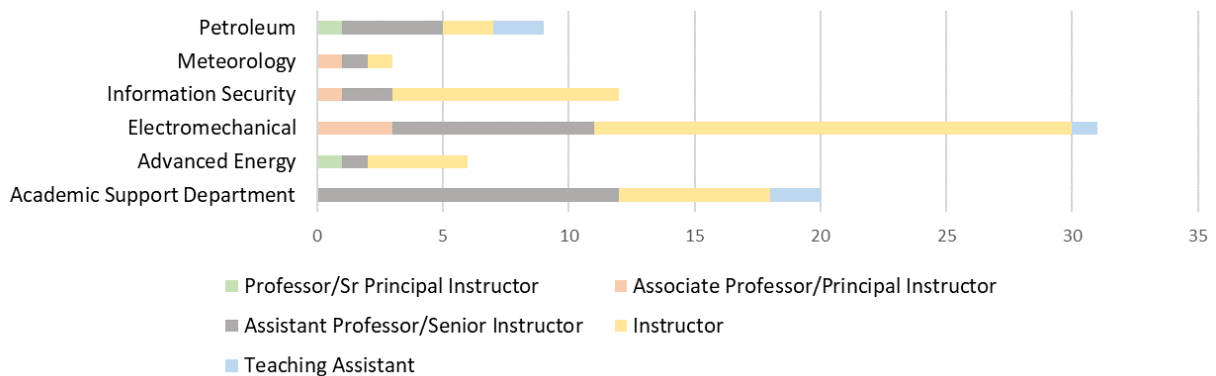
AY2023-2024 Faculty Positions



## 5.2 PROGRAM

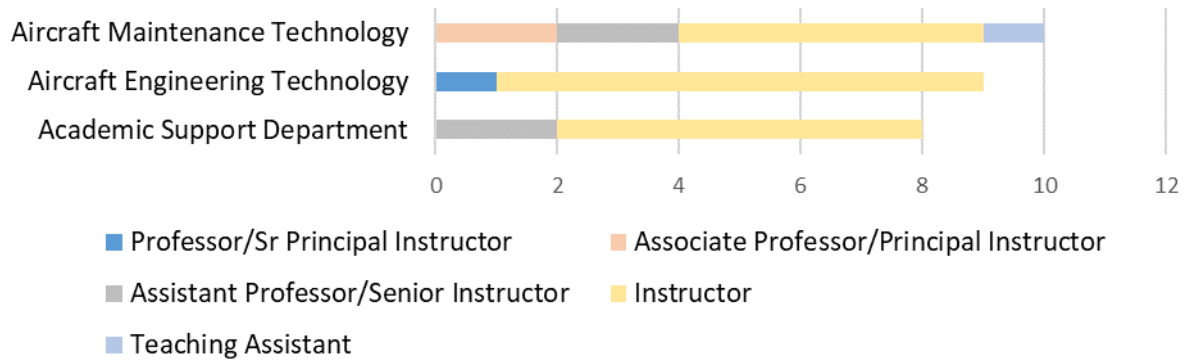
Abu Dhabi Campus						
	Academic Support Department	Advanced Energy Engineering Technology	Electromechanical Engineering Technology	Information Security Engineering Technology	Meteorology	Petroleum Engineering Technology
Professor/ Senior Principal Instructor	0	1	0	0	0	1
Associate Professor/ Principal Instructor	0	0	3	1	1	0
Assistant Professor/ Senior Instructor	12	1	8	2	1	4
Instructor	6	4	19	9	1	2
Teaching Assistant	2	0	1	0	0	2
<b>Total</b>	<b>20</b>	<b>6</b>	<b>31</b>	<b>12</b>	<b>3</b>	<b>9</b>

AY2023-2024 Faculty Positions:  
Abu Dhabi Campus by Department



Al Ain Campus			
	Academic Support Department	Aircraft Engineering Technology	Aircraft Maintenance Technology
Professor/Senior Principal Instructor	0	1	0
Associate Professor/Principal Instructor	0	0	2
Assistant Professor/Senior Instructor	2	0	2
Instructor	6	8	5
Teaching Assistant	0	0	1
<b>Total</b>	<b>8</b>	<b>9</b>	<b>10</b>

AY2023-2024 Faculty Positions:  
Al Ain Campus by Department

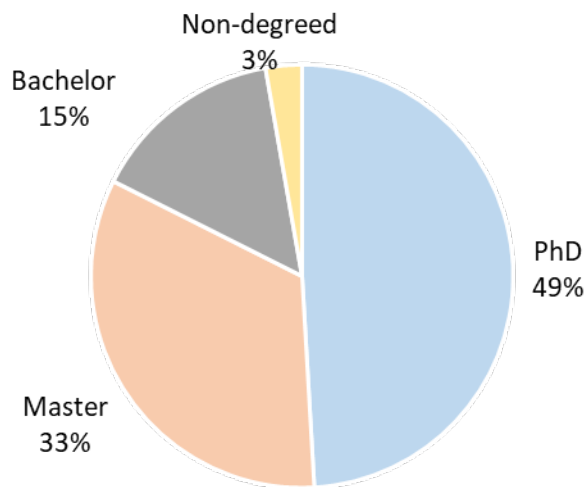
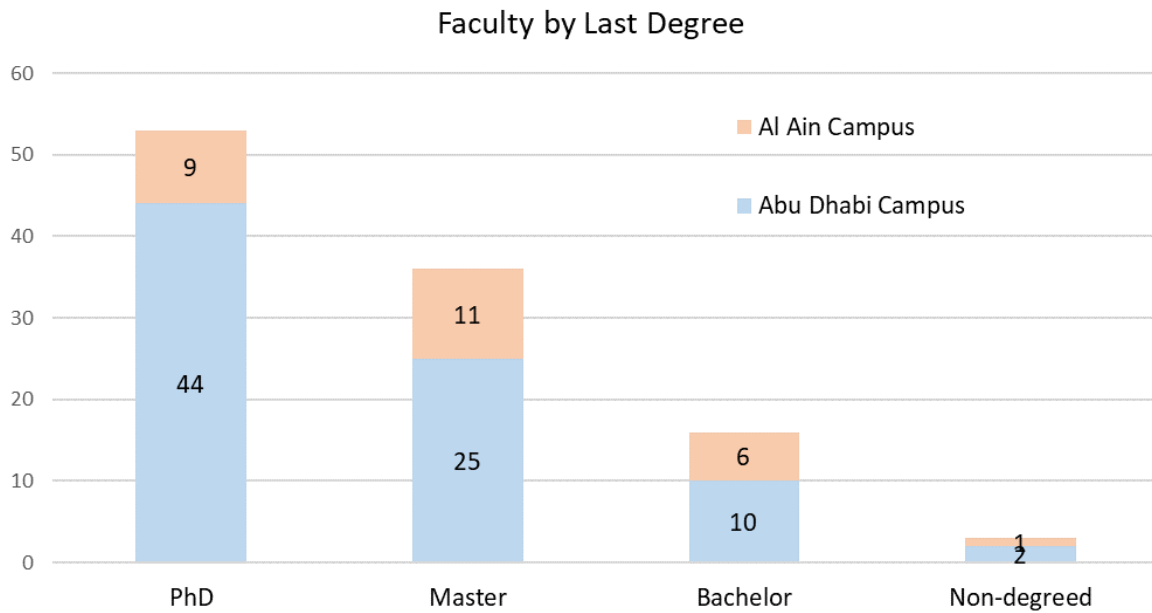


## 5.3 NATIONALITY

Nationalities	Abu Dhabi Campus	Al Ain Campus	ADPoly Overall
Jordan	13	2	15
UAE	5	4	9
India	7	1	8
Canada	5	2	7
Egypt	5	2	7
Australia	4	2	6
Brazil	5	1	6
Pakistan	2	3	5
Turkey	3	2	5
Palestine	3	1	4
Philippines	2	2	4
Albania	3	0	3
UK	2	1	3
USA	3	0	3
Bosnia and Herzegovina	2	0	2
Germany	1	1	2
Russia	2	0	2
Tunisia	2	0	2
Bangladesh	0	1	1
Cyprus	1	0	1
Finland	1	0	1
Greece	1	0	1
Indonesia	1	0	1
Ireland	1	0	1
Kenya	0	1	1
Lebanon	1	0	1
Netherlands	1	0	1
Nigeria	1	0	1
Norway	1	0	1
Serbia	1	0	1
Sri Lanka	0	1	1
Syria	0	1	1
Zimbabwe	1	0	1

### 5.4 DEGREE CREDENTIALS

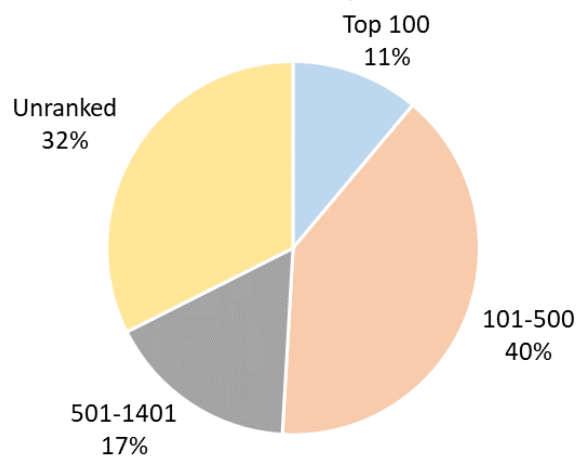
Highest Degree of Faculty			
	Abu Dhabi Campus	Al Ain Campus	ADPoly Overall
PhD	44	9	53
Master	25	11	36
Bachelor	10	6	16
Non-degreed	2	1	3
Total	81	27	108





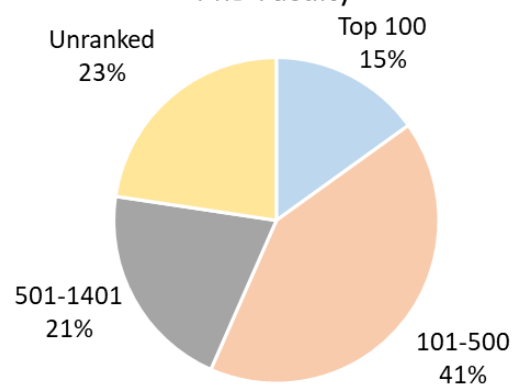
Institution QS Ranking (2024) of Highest Degree: All Faculty			
	Abu Dhabi Campus	Al Ain Campus	ADPoly Overall
Top 100	11	1	12
101-500	31	12	43
501-1401	12	6	18
Unranked	27	8	35
Total	81	27	108

Institution QS Ranking (2024) of Highest Degree:  
All Faculty



Institution QS Ranking (2024) of Highest Degree: PhD Faculty			
	Abu Dhabi Campus	Al Ain Campus	ADPoly Overall
Top 100	8	0	8
101-500	17	5	22
501-1201	10	1	11
Unranked	9	3	12
Total	44	9	53

Institution QS Ranking (2024) of Highest Degree:  
PhD Faculty

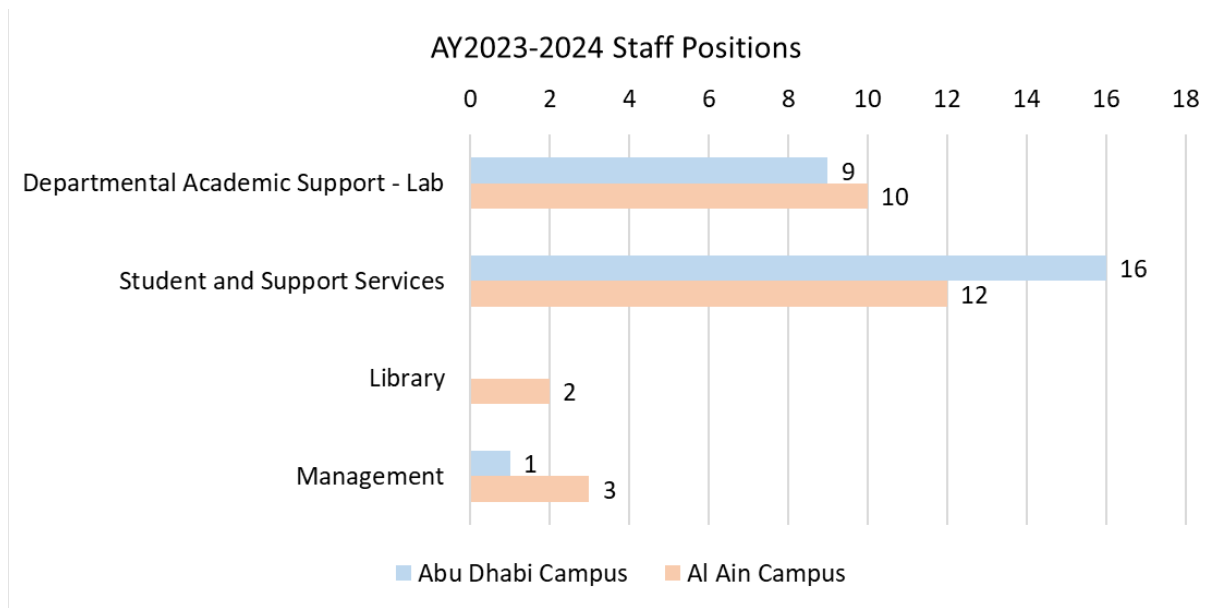


### 5.5 FACULTY RETENTION

ADPoly Retention of Faculty from Prior Academic Year									
Academic Year	Abu Dhabi Campus			Al Ain Campus			ADPoly Overall		
	Male	Female	Total	Male	Female	Total	Male	Female	Total
2022-2023	60	17	77	28	6	34	88	23	111
Next AY	52	15	67	20	5	25	72	20	92
Retention	87%	88%	87%	71%	83%	74%	82%	87%	83%
2021-2022	51	15	66	24	5	29	75	20	95
Next AY	44	12	56	22	5	27	66	17	83
Retention	86%	80%	85%	92%	100%	93%	88%	85%	87%
2020-2021	48	13	61	26	8	34	74	21	95
Next AY	38	12	50	21	5	26	59	17	76
Retention	79%	92%	82%	81%	63%	76%	80%	81%	80%
2019-2020	56	13	69	29	8	37	85	21	106
Next AY	47	11	58	24	8	32	71	19	90
Retention	84%	85%	84%	83%	100%	86%	84%	90%	85%
2018-2019	60	11	71	29	7	36	89	18	107
Next AY	53	11	64	26	7	33	79	18	97
Retention	88%	100%	90%	90%	100%	92%	89%	100%	91%

## 6.0 STAFF

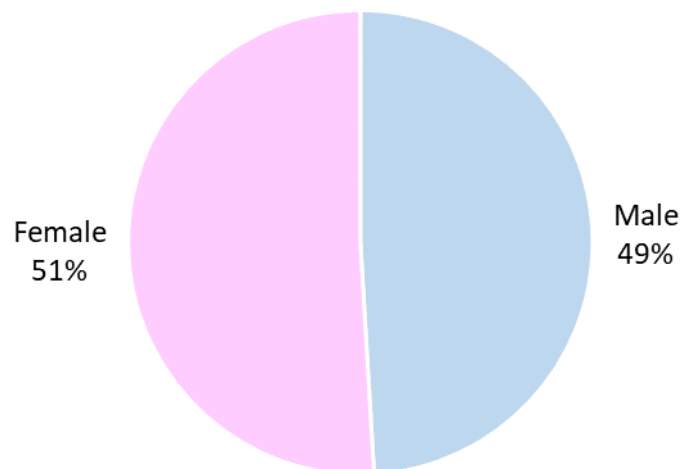
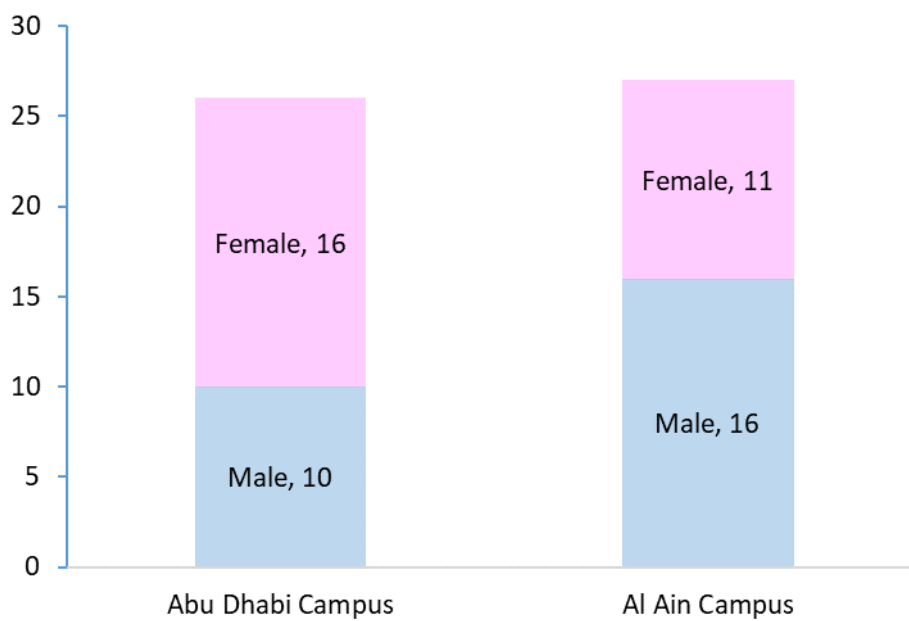
	Abu Dhabi Campus	Al Ain Campus	ADPoly Overall
Departmental Academic Support - Lab Tech	9	10	19
Student and Support Services	16	12	28
Library	0	2	2
Management	1	3	4
<b>Total</b>	<b>26</b>	<b>27</b>	<b>53</b>



## 6.1 GENDER

	Abu Dhabi Campus		Al Ain Campus		ADPoly Overall	
	Male	Female	Male	Female	Male	Female
Departmental Academic Support - Lab Tech	5	4	10	0	15	4
Student and Support Services	5	11	4	8	9	19
Library	0	0	0	2	0	2
Management	0	1	2	1	2	2
<b>Total</b>	<b>10</b>	<b>16</b>	<b>16</b>	<b>11</b>	<b>26</b>	<b>27</b>

AY2023-2024 Staff Statistics: Gender



## 6.2 NATIONALITY

	Abu Dhabi Campus		Al Ain Campus		ADPoly Overall	
	UAE	Expat	UAE	Expat	UAE	Expat
Departmental Academic Support - Lab Tech	2	7		10	2	17
Student and Support Services	11	5	9	3	20	8
Library			1	1	1	1
Management	1		1	2	2	2
<b>Total</b>	<b>14</b>	<b>12</b>	<b>11</b>	<b>16</b>	<b>25</b>	<b>28</b>

